

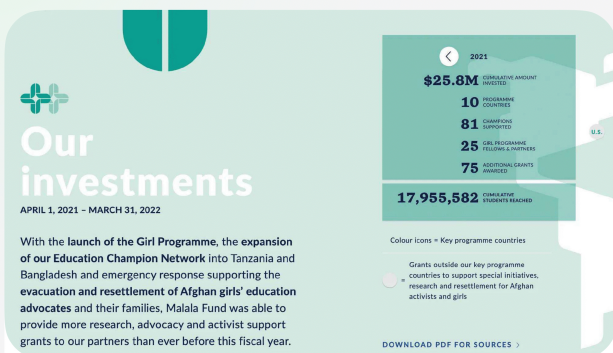
# 10 публичных годовых отчетов казахстанских и зарубежных НПО



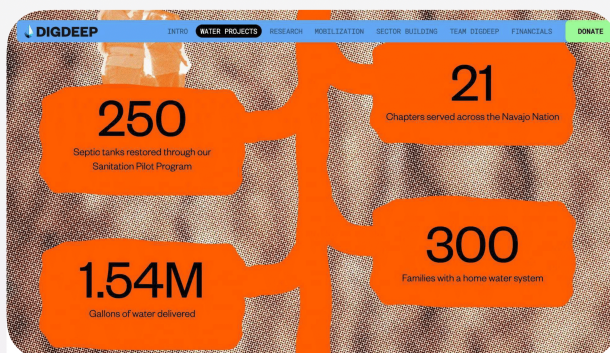
Saby Charitable Foundation



Благотворительный фонд Dara



Malala Fund



DigDeep



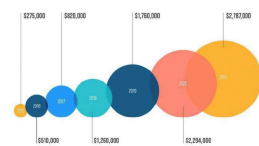
St. Jude Children's Research Hospital



Фонд «Таблеточки»

## 2021 BY THE NUMBERS

### BUDGET PROGRESS OVER SEVEN YEARS

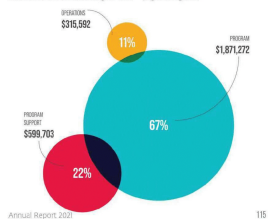


114

Teach For Armenia

## TEACH FOR ARMENIA 2021 TOTAL BUDGET BREAKDOWN

Teach For Armenia's total 2021 budget was \$1,871,272. The budget breaks down into three areas: 1) Program, 2) Program Support and 3) Operations. Program includes recruitment and selection, regional costs, and learning and innovation activities. Operations include Finance, human resources, and administrative. Program Support covers external affairs and program management.



Annual Report 2021

115

Teach For Armenia



За 2023 год фонд помог

♥ **5053** детям

Траты фонда на проекты и уставную деятельность

**1 156 089 824** руб.

Фонд «Подари жизнь»



We raised 100% of our budgeted income, **€22 million**. We raised €19.8 million from institutional donors and **€2.2 million** from individual donors.

**€19.8 million**

Mama Cash raised €19.8 million from institutional donors. We were able to raise 100% of the income that we set out to fundraise and were able to recognise 94% of budgeted income in our statement of income and expense.



**13**  
Institutional donors: governments, private foundations, and the Dutch Nationale Postcode

**11,313**

new global supporters gained through our digital campaign strategy.

**222,041**

We increased our digital communications activity in 2023, engaging 222,041 people through our website and strengthening our audience.

**109,947**

We strengthened our audience of 109,947 across our social media channels (Facebook, Instagram, LinkedIn, and X).

Mama Cash Employees

**2022 2023**



Mama Cash

Save The Redwoods

ABOUT REDWOODS

OUR WORK

EXPERIENCES

THE LATEST

DONATE

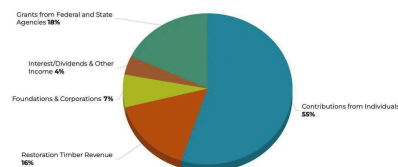
SEARCH

## 2022-23 FINANCES AT A GLANCE

### REVENUE BY CATEGORY 2022-23

**Total Revenue \$34,285 (in thousands)**

The League's revenue for the fiscal year was \$34,285. Save the Redwoods received significant support for our work from foundations and corporations, government agencies, restoration timber revenue, and gifts from individuals. The revenue-by-category chart above excludes realized and unrealized gains and losses from investments.



Save the Redwoods League